











Key

	Hedge
	Track – cars allowed
	Path – foot traffic only
	Shingle path – foot traffic only
	Path – foot traffic, wheelchairs and mobility scooters only
	Ditch
	Plots, small paths
	Wildlife area
	Plot number
	Tap number

Shed area details

